



Year 8 HOME LEARNING

Subject: Maths

Time: 50 minutes approx.

**Miss Mendez will be running an online LIVE lesson on Teams on:
Tuesday 23rd February at 11am**
Click HERE to log into Teams

Learning Objective: I can count to 50

The answers to the questions are included at the bottom. We would like the students to self-mark their work. This is a very valuable learning tool as it gives pupils immediate feedback and encourages independence and ownership over their learning. Please send your work in when you have marked it, showing any corrections that you have made.

Task 1: (Miss Mendez)

I can count forwards and backwards to 50

Watch the video 'Counting backwards and forwards within 50' on the following link






<https://vimeo.com/500467345>





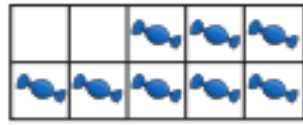


Follow the examples given and complete the questions below when asked to.

1 Complete the number tracks.


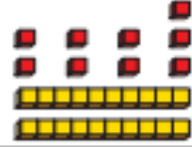


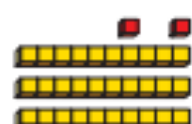
a)

					
1	2				


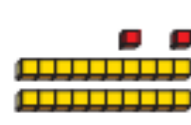


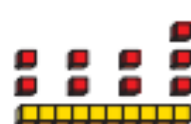
b)

					
10	9				

c)

					
28	29				

d)

					
23					

2 Complete the number tracks.

a)

17	18	19							
----	----	----	--	--	--	--	--	--	--

b)

41	42	43							
----	----	----	--	--	--	--	--	--	--

c)

	28		

d)

	23		



2 Complete the number tracks.

a)

17	18	19					
----	----	----	--	--	--	--	--

b)

41	42	43					
----	----	----	--	--	--	--	--

c)

9	8	7					
---	---	---	--	--	--	--	--

d)

36	35	34					
----	----	----	--	--	--	--	--

3 a) Which number comes before 14?

b) Which number comes after 32?

c) What are the next two numbers after 29?

4 Complete the number track.

			24	23			
--	--	--	----	----	--	--	--

Save your work:

If you are using a computer, open a blank document to do your work (you can use Word or Publisher). Don't forget to SAVE it with your name, the lesson you are doing and the date.


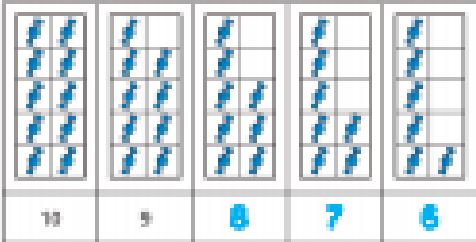
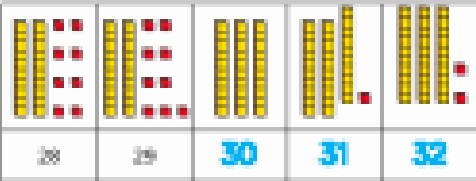
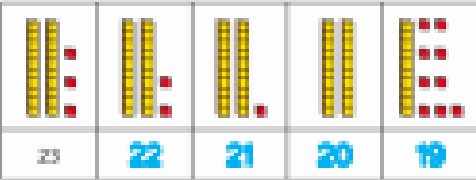
For example: T.Smith Maths 8 April

If you would like us to see or mark your work please email it or send a photo of your completed work to: smendez.305@glebe.bromley.sch.uk

Thank you

Answers

Task 1:

Question	Answer
1	<p>a) </p> <p>b) </p> <p>c) </p> <p>d) </p>
2	<p>a) 17 18 19 20 21 22 23 24 25 26</p> <p>b) 41 42 43 44 45 46 47 48 49 50</p> <p>c) 9 8 7 6 5 4 3 2 1 0</p> <p>d) 36 35 34 33 32 31 30 29 28 27</p>
3	<p>a) 13 b) 33 c) 30 and 31</p>
4	<p>28 27 26 25 24 23 22 21 20 19</p>