



Yr 8 HOME LEARNING

Subject: Maths

Time: 50 minutes approx.

Learning Objective: I can recognise coins and find totals

*The **answers to the questions are included at the bottom. We would like the students to self-mark their work. This is a very valuable learning tool as it gives pupils immediate feedback and encourages independence and ownership over their learning. Please send your work in when you have marked it, showing any corrections that you have made.***

Task 1: (Miss Mendez)

I can add coins to find totals

Watch the following videos to practise counting in 2s, 5s and 10s.

'Count back from 20 with the count back cat'

https://www.youtube.com/watch?v=F6a2W8UQP5w&feature=emb_logo



'Count by 5s, exercise and count by 5'

https://www.youtube.com/watch?v=amxVL9KUmq8&feature=emb_logo



'Count 10 to 100, count by 10 song'





https://www.youtube.com/watch?v=-gmEe0-ex8&feature=emb_title







Task 2:

How much money is there?





a)

			
<input type="text"/> p	<input type="text"/> p	<input type="text"/> p	<input type="text"/> p




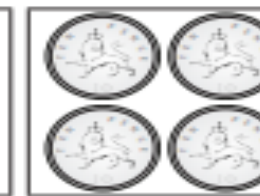
b)

			
<input type="text"/> p	<input type="text"/> p	<input type="text"/> p	<input type="text"/> p

c)

			
<input type="text"/> p	<input type="text"/> p	<input type="text"/> p	<input type="text"/> p

d)

			
<input type="text"/> p	<input type="text"/> p	<input type="text"/> p	<input type="text"/> p

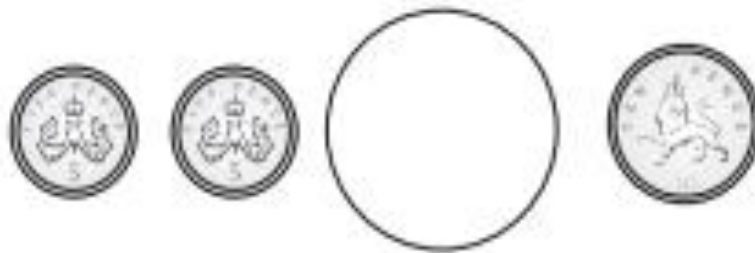
Task 3:

Write $<$, $>$ or $=$ to compare the amounts.

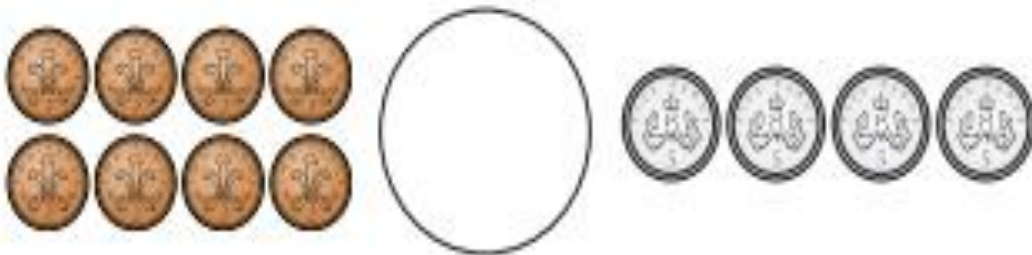
a)



b)



c)



d)



Challenge:

Watch the video 'Count Money – Pence' on the following link <https://vimeo.com/471306740>. Have a go at completing the activities as you watch.

<https://resources.whiterosemaths.com/wp-content/uploads/2019/09/Y2-Autumn-Block-3-WO1-Count-money-pence-2019.pdf>

Save your work:

If you are using a computer, open a blank document to do your work (you can use Word or Publisher). Don't forget to SAVE it with your name, the lesson you are doing and the date.

For example: T.Smith Maths 8 April


If you would like us to see or mark your work please email it or send a photo of your completed work to:


smendez.305@glebe.bromley.sch.uk


Thank you


Answers:

Task 2:



a) 
1 p 2 p 3 p 4 p

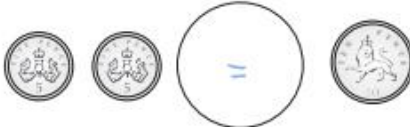

b) 
2 p 4 p 6 p 8 p

c) 
5 p 10 p 15 p 20 p

d) 
10 p 20 p 30 p 40 p

Task 3:

a)  c) 

b)  d) 

Challenge:

<https://resources.whiterosemaths.com/wp-content/uploads/2019/09/Y2-Autumn-Block-3-ANS1-Count-money-pence-2019.pdf>