



## HOME LEARNING

**Subject: Maths**

**Time to complete: 1 hour**

The answers to the questions are included at the bottom. We would like the students to self-mark their work. This is a very valuable learning tool as it gives pupils immediate feedback and encourages independence and ownership over their learning. Please send your work in when you have marked it, showing any corrections that you have made.

### **Task 1 Miss Kane**

**Learning Objective: I can count money with coins and notes.**

Click on the link to watch the following video:

<https://vimeo.com/471307831>

Using what you have learnt from the video, complete the following:

**1** Match the coin or note to its value.



£5



£1



£50



£20



£10



£2

**2** How much money is there?



3 How much money is there?









5 Write  $<$ ,  $>$  or  $=$  to compare the money.



4 Complete the bar models.



6 Dora has this money.



Ron has this money.



I have more money because I have notes.



Is Ron correct? \_\_\_\_\_

How do you know?

7 Mo has this money.



I have £25



Do you agree with Mo?

**Save your work:**

If you are using a computer, open a blank document to do your work (you can use Word or Publisher). Don't forget to SAVE it with your name, the lesson you are doing and the date.

For example: T.Smith Maths 8 April

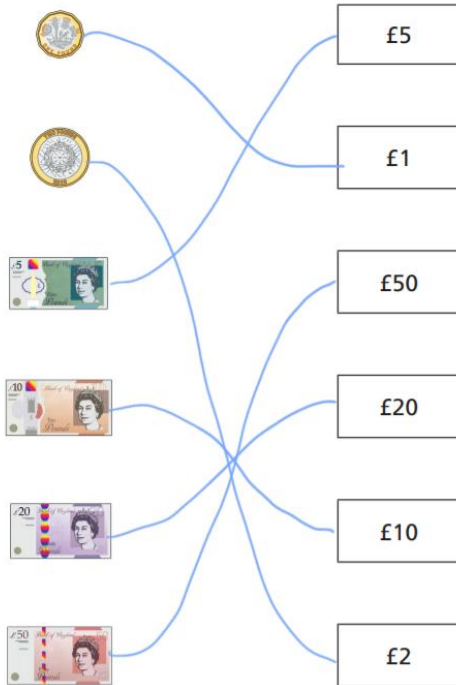
If you would like us to see or mark your work please email it or send a photo of your completed work to the member of staff.

[skane@glebe.bromley.sch.uk](mailto:skane@glebe.bromley.sch.uk)


Thank you

## Count money – pounds

1 Match the coin or note to its value.



4 Complete the bar models.



5 Write  $<$ ,  $>$  or  $=$  to compare the money.



2 How much money is there?



3 How much money is there?



6 Dora has this money.



Ron has this money.



I have more money because I have notes.



Is Ron correct? NO

How do you know?

7 Mo has this money.



I have £25



Do you agree with Mo?

Talk about it with a partner.