



HOME LEARNING

Subject: Science

Time: 50 minutes approx.

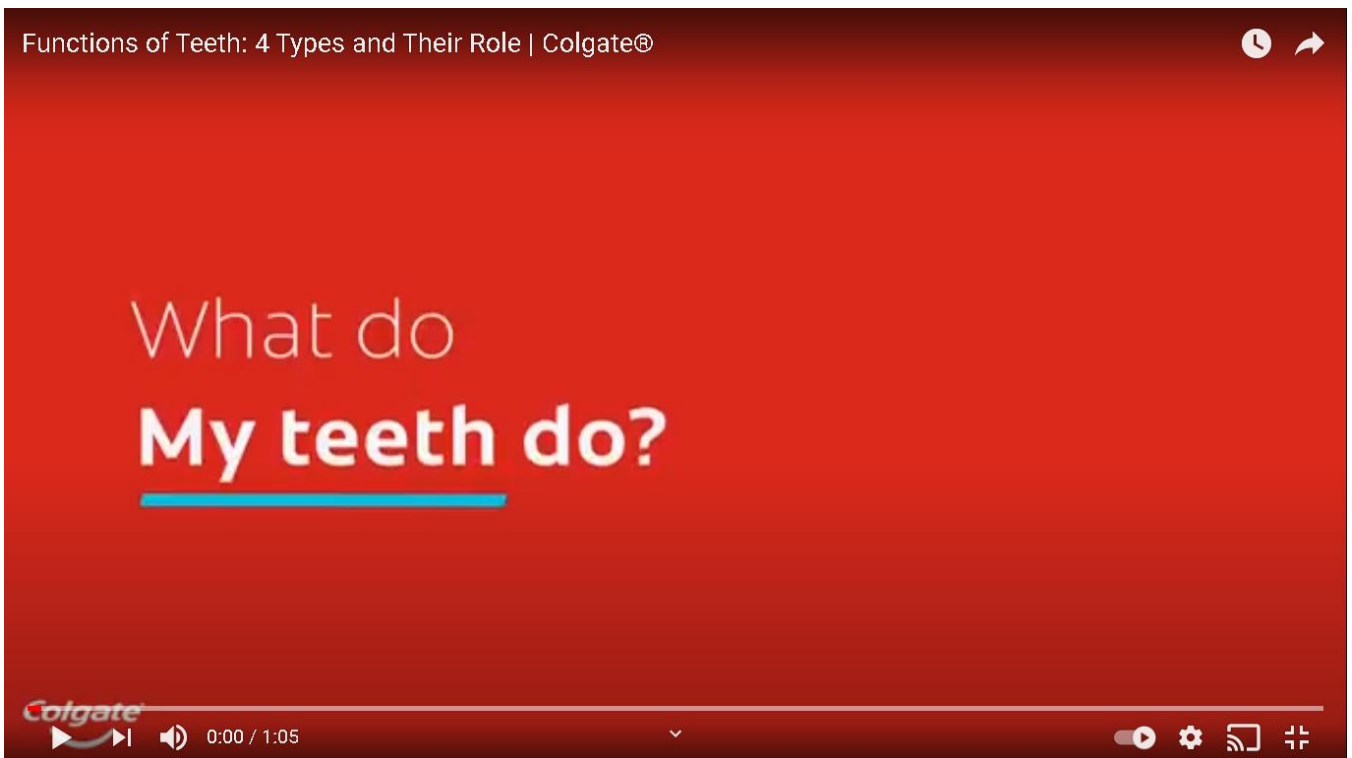
Learning Objective: I can identify teeth and their functions

Task 1: (Mrs Dalton and Mrs Baker)

I can name the different types of teeth and their jobs

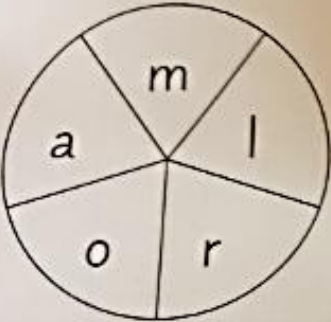


Watch the video 'Functions of teeth: 4 types and their role' on the following link

https://www.youtube.com/watch?v=nWSHK1np2do&feature=emb_logo



Now try to complete the following activities.

Below are the letters that make up the names of 3 types of teeth.
Unscramble the letters and write the name on the dotted line.

		
.....

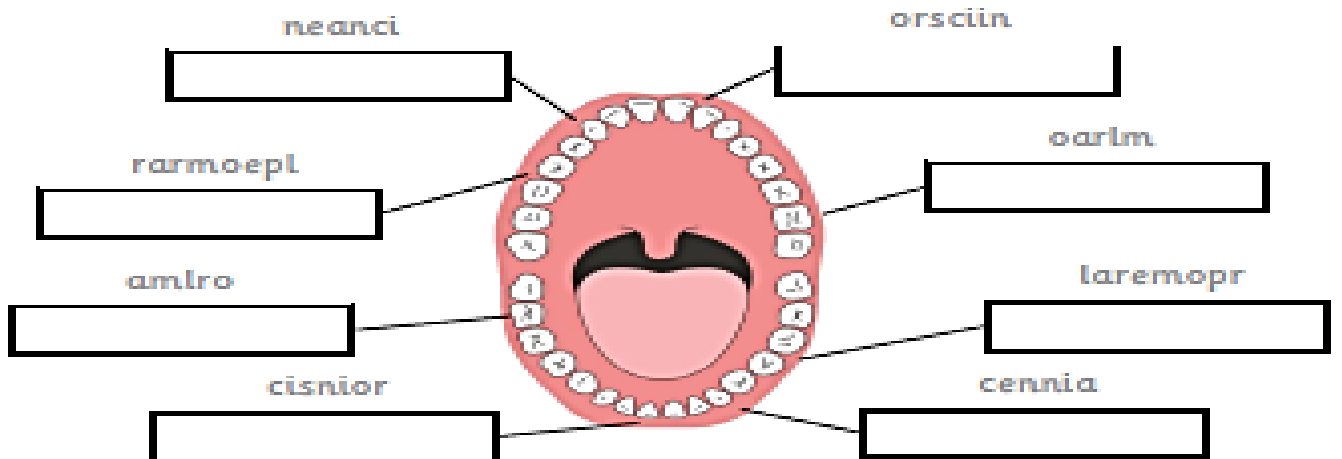
Look in your mouth — you will see **three** different shapes of teeth.
 Draw the three **shapes** (one in each box) and **count** how many of each are in your mouth.

How many of this type of tooth do you have... in your bottom jaw? <input type="checkbox"/>	How many of this type of tooth do you have... in your bottom jaw? <input type="checkbox"/>	How many of this type of tooth do you have... in your bottom jaw? <input type="checkbox"/>
in your top jaw? <input type="checkbox"/>	in your top jaw? <input type="checkbox"/>	in your top jaw? <input type="checkbox"/>

Challenge:

Complete the table by using the information given to fill in either its name or function.

Name	Placement	Function
	Four at the front on the top and four at the front on the bottom.	Used to bite into food.
Canines	Two on the top and the bottom next to the incisors.	
Premolars	Two on each side next to the canines.	
	Next to premolars at the back of the mouth.	Used for chewing and grinding food.



Save your work:

If you are using a computer, open a blank document to do your work (you can use Word or Publisher). Don't forget to SAVE it with your name, the lesson you are doing and the date.

For example: T.Smith Maths 8 April

If you would like us to see or mark your work please email it or send a photo of your completed work to:

smendez.305@glebe.bromley.sch.uk

Thank you