

HOME LEARNING










Subject: English Year 7 Miss Poynter

Time to complete: approximately 50 minutes







Learning Objective 1: I can recognise consonant blends at the start of words.

Learning Objective 2: I can use capital letters for days and months.

Task 1: Look at the picture and ring the correct initial sounds

| | | |
|---|---|---|
|  fl sk |  st pl |  dr fl |
|  pl sk |  ch fl |  st sk |
|  cl bl |  tr br |  st tr |

Task 2: Read the words and choose the word that matches the picture

| | | | | | |
|----------------------|---|----------------------|---|----------------------|---|
| frog plug slug |  | drum pram crab |  | stag flag stop |  |
| stag flag frog |  | plum pram drum |  | frog stop star |  |

We use capital letters for days and months.
Examples: **M**onday, **W**ednesday, **M**ay, **J**une

Task 3: Underline the words which need a capital letter.

1. Peter got a new coat on tuesday.
2. I will have a present for you on friday.
3. may is my favourite month.
4. Dad's birthday is in july.
5. My birthday is in march.
6. Anne got a big balloon on monday.

Task 4: Write theses sentences correctly, remembering capital letters for days and months.

1. On monday we start school.
2. january is the first month of the year.
3. Sunil's birthday is in august.
4. It is my birthday on sunday.
5. I am going on holiday in may.
6. Mum went to the doctor on tuesday.

Save your work:

If you are using a computer, open a blank document to do your work. Save work with your name, the subject and the date E.G. T Smith Maths 1st January

If you are doing your work on paper, make sure you write the date at the top.

Send your work (either a photo or an attached document) to hpoynter@glebe.bromley.sch.uk for it to be marked.