



Year 11 HOME LEARNING

Subject: Using and applying mathematical skills. Time to complete: 1 hour 30 minutes

Learning Objective: Entry Level 1 Maths paper 1

Dear Year 11s,

There will be no answers given to you today. I would like you to work on it independently and send me your work as soon as it is done. Your task today is Entry Level 1 Maths exam paper from the past. This is not an actual exam; just practise like we did in school before Christmas.

Dear Parents,

Please read instructions on the first page of the exam paper and ensure as much as possible that your son/daughter follows them. You can read questions to them but I would like students to come up with solutions and answers on their own.

Thank you ☺

Mrs Nowacka

Warm up: - 30 minutes



Add up each row, column and diagonal in the grids and place the sums in the boxes on the sides and bottoms.

6	9	7	15	→	
2	4	16	5	→	
10	14	12	1	→	
8	3	13	11	→	
↓	↓	↓	↓	↘	

5	7	16	12	→	
1	15	4	14	→	
2	11	3	8	→	
13	10	6	9	→	
↓	↓	↓	↓	↘	

You can use this number grid to help you.
Start with the easy grid please.

1	2	3	4	5	6	7	8	9	10
11	12	13	14	15	16	17	18	19	20
21	22	23	24	25	26	27	28	29	30
31	32	33	34	35	36	37	38	39	40
41	42	43	44	45	46	47	48	49	50
51	52	53	54	55	56	57	58	59	60
61	62	63	64	65	66	67	68	69	70
71	72	73	74	75	76	77	78	79	80
81	82	83	84	85	86	87	88	89	90
91	92	93	94	95	96	97	98	99	100

You can take a break before starting on your task.

ENTRY 1

Assessment Set 2

Mathematics Workbook

Valid from September 2015 to August 2016

Functional Skills Qualification in Mathematics at **Entry 1**

Learner name

Learner signature and date

Work through the whole book.

- Answer every question.
- You can write or draw to show your answers in the workbook.
- You can use a calculator.

Your tutor may read the questions to you.

Ask your tutor if you do not understand any words.

You have up to 1 hour to complete the workbook.

Your tutor may give you objects to help you with the questions.

You will need:

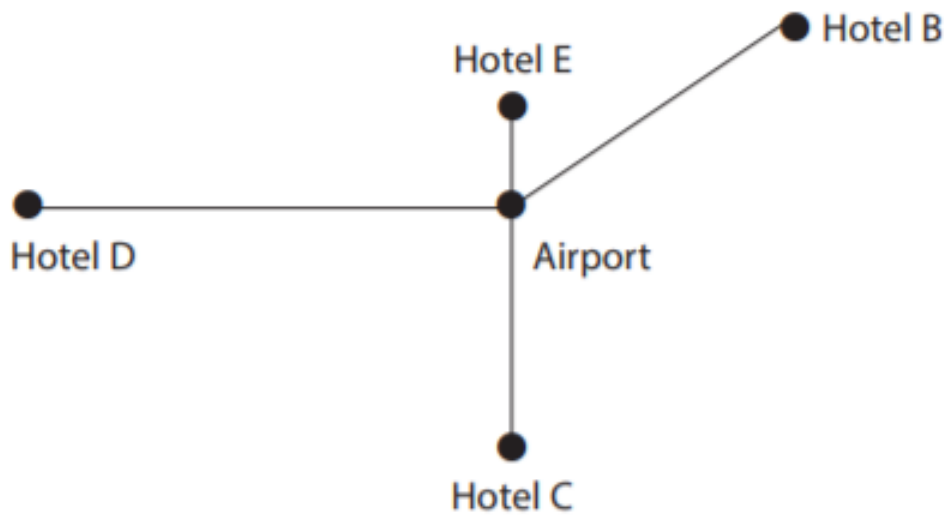
- Pencil
- Ruler
- Rubber

1 Going on holiday

Kim plans a holiday in Spain.

She wants the hotel nearest to the airport.

Kim looks at this map of hotels.



Which hotel is nearest to the airport?

(1)

Tick (✓) the correct box below.

Hotel B

Hotel C

Hotel D

Hotel E

Kim gets a train to the airport.

The ticket costs £50

Kim has these notes.



Choose notes to pay £50

(1)

Tick (✓) notes to pay £50

The flight costs £80

The train ticket costs £50

The flight costs more than the train ticket.

How much more is £80 than £50?


(2)

Write your working and your answer in the box below.

Kim has these bags.



4 kg
()



8 kg
()



2 kg
()



5 kg
()

Which bags weigh more than 4 kg?

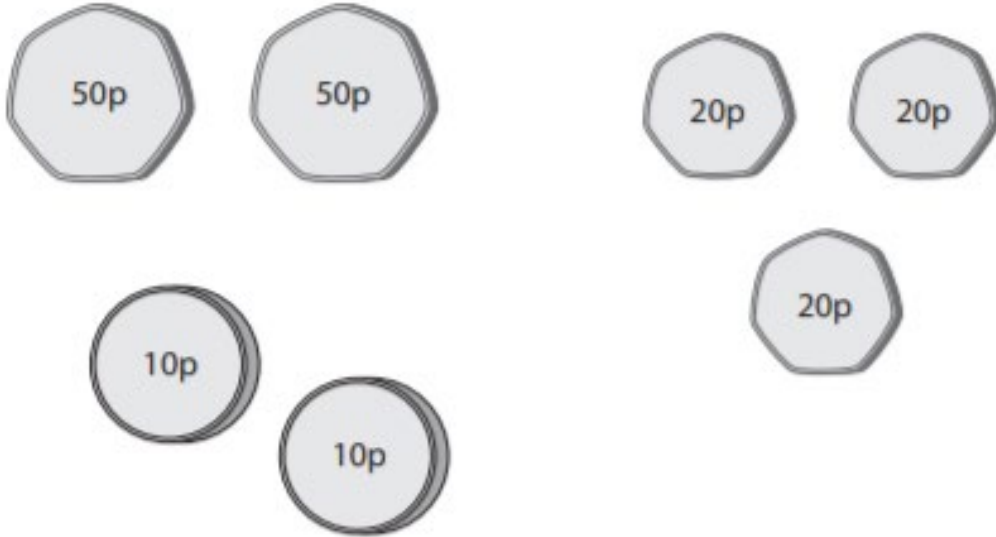
(2)

Tick (✓) all the bags that weigh more than 4 kg.

Kim buys sweets at the airport.

The sweets cost 60p

Kim has these coins.



Choose coins to make 60p

(1)

Tick (✓) the correct coins.

2 Looking after the house

Pete looks after the house for Kim.

He also looks after the cats and dogs.

Pete feeds the cats first.

Here is the shape of a box of cat food.



What is the name of this shape?

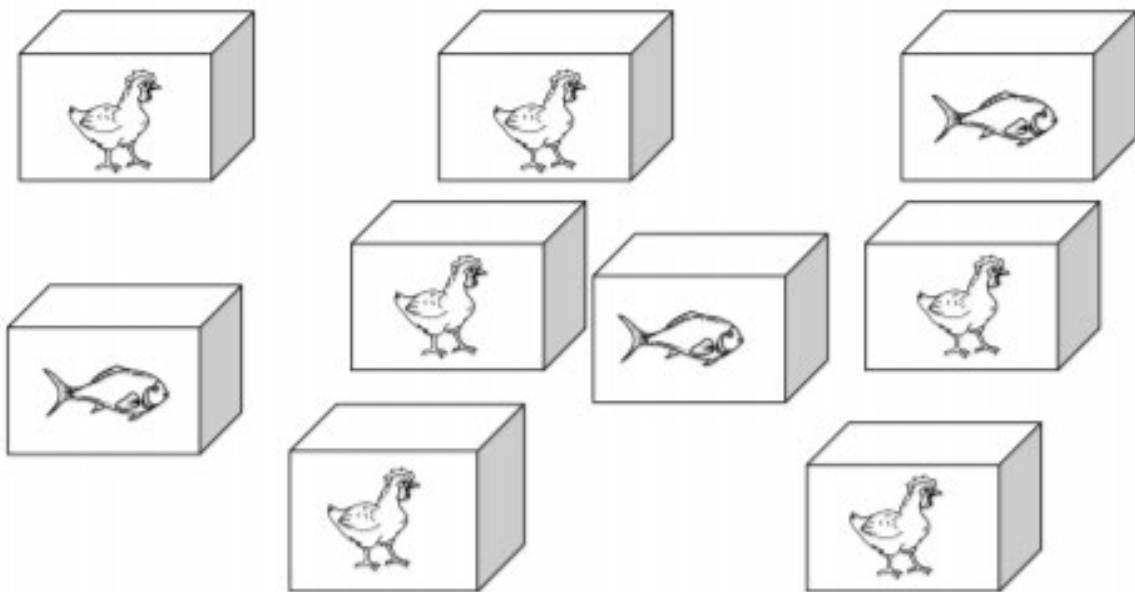
(1)

Tick (✓) the correct name below.

- () Cube
- () Cylinder
- () Rectangle
- () Cuboid

Pete has these boxes of different cat food.

This cat food is made from chicken or fish.



Pete counts the boxes of different cat food.

How many boxes of each kind of cat food are there?

(2)

Write your answers in the spaces below.



chicken boxes



fish boxes

Kim pays Pete to do these jobs.

tidy the garden £20

clean the house £30

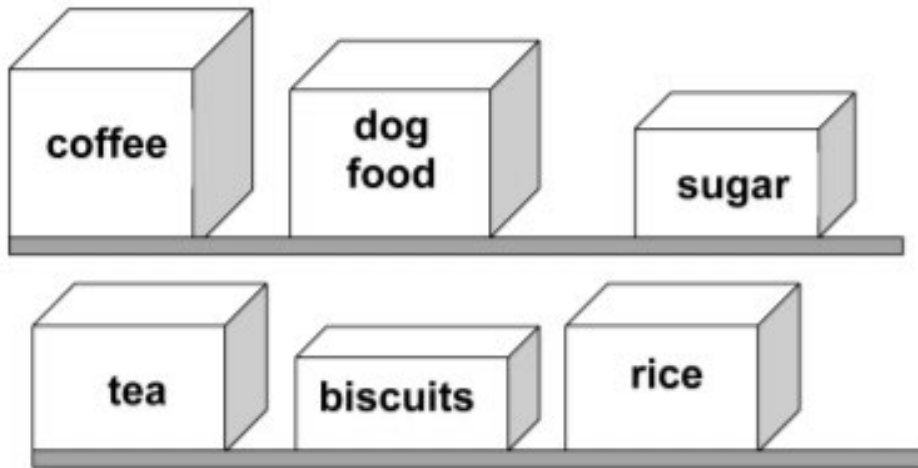
How much does Kim pay Pete in total?

(2)

Write your working and your answer in the box below.

Pete has to feed the dogs.

He looks at two shelves.



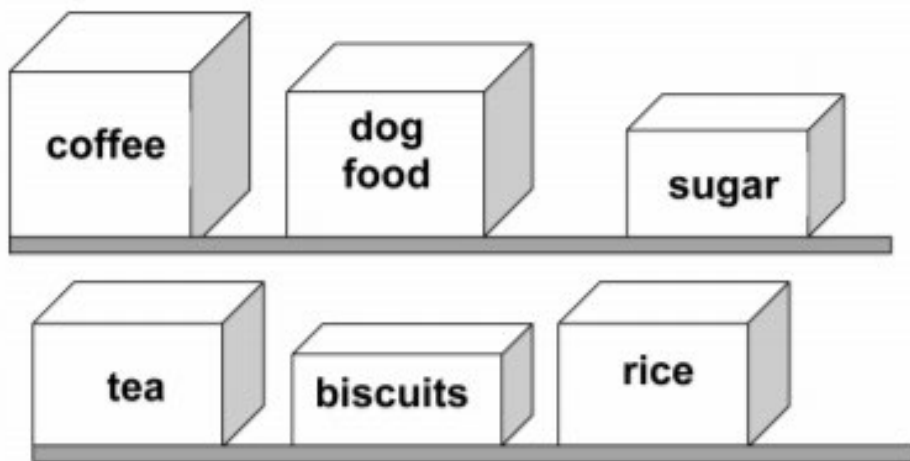
Where is the dog food?

(1)

Tick (✓) the correct box below to make the sentence true.

The dog food is

- below the rice.
- to the left of the tea.
- to the right of the sugar.
- between the coffee and the sugar.



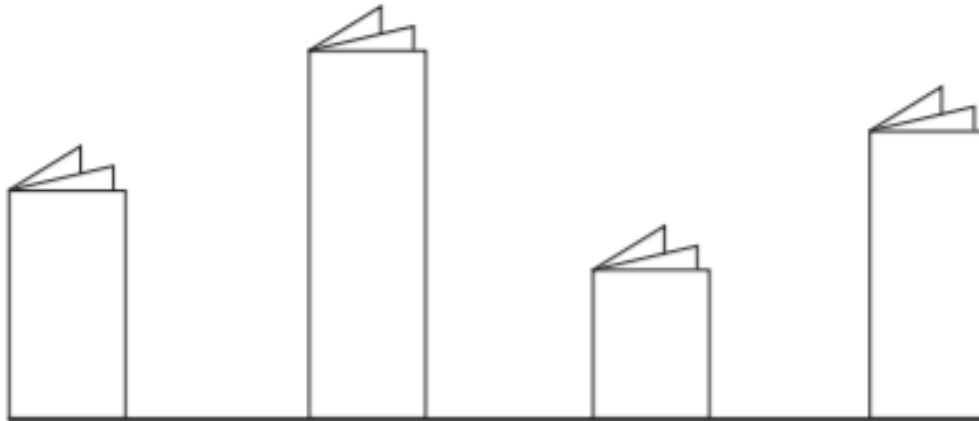
Pete looks at the bottom shelf.

What does Pete see to the left of the biscuits?

(1)

Write your answer in the box below.

Pete has booklets about dog walks.



()

()

()

()

Which booklet is the tallest?

(1)

Tick (✓) the tallest booklet.

Pete takes the dogs for a walk.

He takes this ball for the dogs.



What is the name of the shape of the ball?

(1)

Tick (✓) the correct answer in the box below.

Sphere ()

Cube ()

Rectangle ()

Cylinder ()

Save your work:

If you are using a computer, open a blank document to do your work (you can use Word or Publisher). Don't forget to SAVE it with your name, the lesson you are doing and the date.

For example: T.Smith Maths 8 April

If you would like us to see or mark your work please email it or send a photo of your completed work to:

Mrs Nowacka dnowacka@glebe.bromley.sch.uk

Thank you

