



Year 11 HOME LEARNING

Subject: Using and applying mathematical skills. Time to complete: 1 hour 30 minutes

Learning Objective: Entry Level 1 Maths paper 1

Dear Year 11s,

There will be no answers given to you today. I would like you to work on it independently and send me your work as soon as it is done. Your task today is Entry Level 1 Maths exam paper from the past. This is not an actual exam; just practise like we did in school before Christmas.

Dear Parents,

Please read instructions on the first page of the exam paper and ensure as much as possible that your son/daughter follows them. You can read questions to them but I would like students to come up with solutions and answers on their own.

Thank you ☺

Mrs Nowacka

Warm up: - 30 minutes



Add up each row, column and diagonal in the grids and place the sums in the boxes on the sides and bottoms.

5	2	1	→	
4	9	8	→	
7	3	6	→	
↓	↓	↓	↘	

10	14	15	6	→	
3	8	13	5	→	
4	7	12	2	→	
1	11	9	16	→	
↓	↓	↓	↓	↘	

You can use this number grid to help you.
Start with the easy grid please.

1	2	3	4	5	6	7	8	9	10
11	12	13	14	15	16	17	18	19	20
21	22	23	24	25	26	27	28	29	30
31	32	33	34	35	36	37	38	39	40
41	42	43	44	45	46	47	48	49	50
51	52	53	54	55	56	57	58	59	60
61	62	63	64	65	66	67	68	69	70
71	72	73	74	75	76	77	78	79	80
81	82	83	84	85	86	87	88	89	90
91	92	93	94	95	96	97	98	99	100

You can take a break before starting on your task.

ENTRY 1

Assessment Set 1

Mathematics Workbook

Valid from September 2015 to August 2016

Functional Skills Qualification in Mathematics at **Entry 1**

Learner name

Learner signature and date

Work through the whole book.

- Answer every question.
- You can write or draw to show your answers in the workbook.
- You can use a calculator.

Your tutor may read the questions to you.

Ask your tutor if you do not understand any words.

You have up to 1 hour to complete the workbook.

Your tutor may give you objects to help you with the questions.


You will need:

- Pencil
- Ruler
- Rubber

1 Going on holiday

Tom and Amy go on holiday.

Tom takes his bike.



Where is the bike?

(1)

Tick (✓) the box to make the sentence true.

The bike is

under

inside

behind

on top of

the car.

Amy has these sweets.




She eats 4 of the sweets.

How many sweets are left?


(3)

Write your working and your answer in the box below.

Tom and Amy buy some oranges.



4 oranges



6 oranges



3 oranges

Which bowl has the most oranges?

(1)

Tick (✓) the bowl with the most oranges.

The fruit costs £6

Tom has this money.



How can Tom pay the £6?

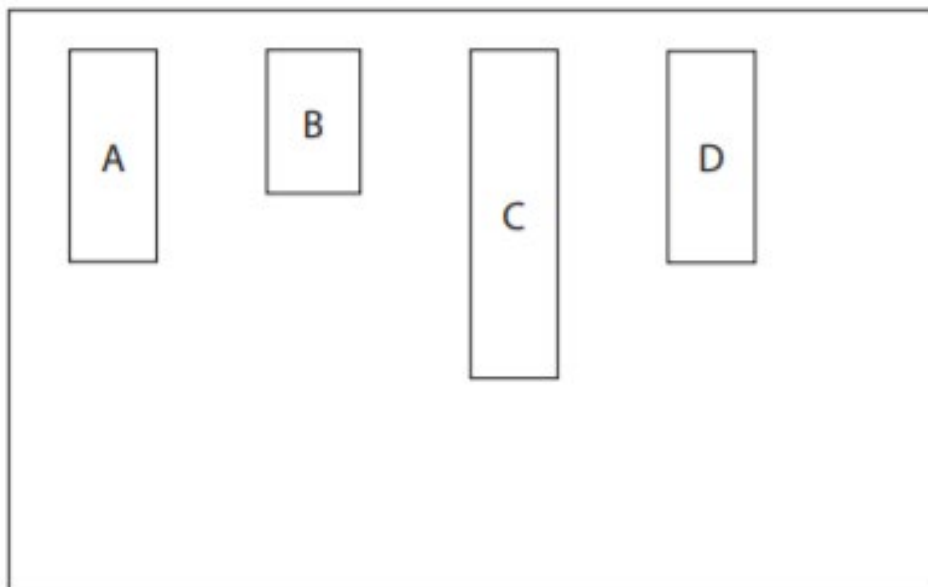
(1)

Tick (✓) the money Tom can use to pay the £6

2 On holiday

Tom and Amy stay in a caravan.

Here is a map of the caravan site.



Tom and Amy stay in the shortest caravan.

Which caravan is the shortest?

(1)

Tick (✓) the shortest caravan.

Caravan A

Caravan B

Caravan C

Caravan D

Tom and Amy drive to the caravan on Monday.

They stay in the caravan for one week.

They do some activities in the week.


What order do they do the activities in?

(2)

Write the order in the box below.

Activity	Day	Order
Swimming	Wednesday
Drive to caravan	Monday	1st
Riding	Thursday
Walking	Friday
Reading	Tuesday

Tom and Amy collect some shells.



Amy collects all the small shells.

Tom collects all the large shells.

How many shells do they each collect?

(2)

Write your answers in the box below.

Amy collects small shells.

Tom collects large shells.

3 Buying fish

Tom buys some fish to take home.



trout £3



fishcake £1

Tom buys 2 trout and 4 fishcakes.

How much does he pay in total?

(3)

Write your working and your answer in the box below.

The fish are put in boxes.

This is the shape of the box for the trout.



This is the shape of the box for the fishcakes.



What is the name of each shape?

(2)



Draw a line from each shape to the correct name.



Circle

Cylinder

Pyramid

Sphere

Cuboid

Save your work:

If you are using a computer, open a blank document to do your work (you can use Word or Publisher). Don't forget to SAVE it with your name, the lesson you are doing and the date.

For example: T.Smith Maths 8 April

If you would like us to see or mark your work please email it or send a photo of your completed work to:

Mrs Nowacka dnowacka@glebe.bromley.sch.uk

Thank you

